


English at Home: Early Years

There are lots of ways that learning can be incorporated into children's everyday life. Here are a few examples:

- ✓ Read out loud daily with your child - read and re-read school reading books
- ✓ Sing nursery songs daily
- ✓ Read a variety of books, including rhyming books, non-fiction, information, recipes, traditional tales and fairy stories
- ✓ Visit the library
- ✓ Talk about the book, including questions like: *Who is your favourite character? What did you like/dislike about this book?*
- ✓ Use vocabulary such as *blurb, title, author, illustrator,*
- ✓ Draw attention to language including when a word might mean something else eg: peace and piece - use pictures to show the difference
- ✓ Use the pictures to retell a story in their own words
- ✓ Encourage children to sound out a word and blend it together, but then to try to recall this and read it by sight if they have seen it already
- ✓ Encourage children to re-read the whole sentence to check it makes sense
- ✓ Practise reading, finding and spelling the Tricky Words
- ✓ Check pronunciation (Articulation of phonemes clips are available on YouTube: https://www.youtube.com/watch?v=BqhXUW_v-1s)
- ✓ Use the phonics play website (there are free games available)
- ✓ Sing alphabet songs and talk about the names of the letter and the sound that they make
- ✓ Strengthen finger muscles by playing with playdough, scrunching paper in one hand, touching thumb to each finger, water sprays, twisting bottle tops and lids, tweezers and scissors, small staplers and hole punchers
- ✓ Model writing at any opportunity, birthday cards, thank you cards, shopping lists, captions and labels
- ✓ Encourage children to "write" and draw/colour and check children are holding their pencils correctly
- ✓ Encourage children to spell words by sounding out (eg h-a-t hat)

Phase 2

Sounds



Tricky Words

I	no
the	to
into	go

Phase 3

Sounds



Tricky Words

we	me
all	are
they	my
her	was
be	you
she	he

Phase 4

Sounds




Tricky Words

said	have
like	so
do	some
come	little
one	were
there	what
when	out

Phase 5

Sounds



Tricky Words

asked
called
could
looked
Mr
Mrs
oh
people
their



listen to the
words as
you read



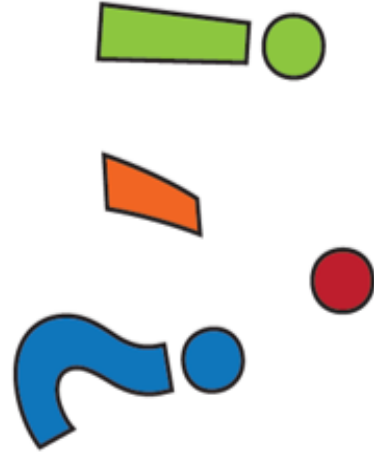
sound out
and blend
the letters



cut up
the words



go back and
read again



use the
punctuation